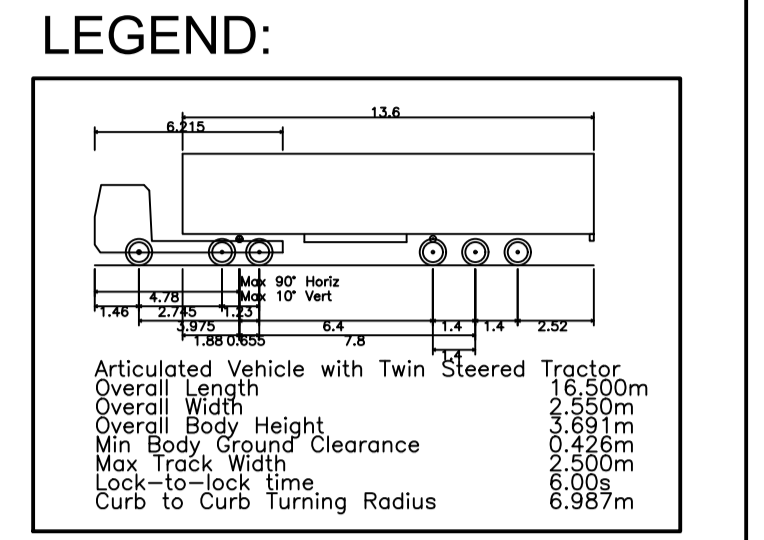
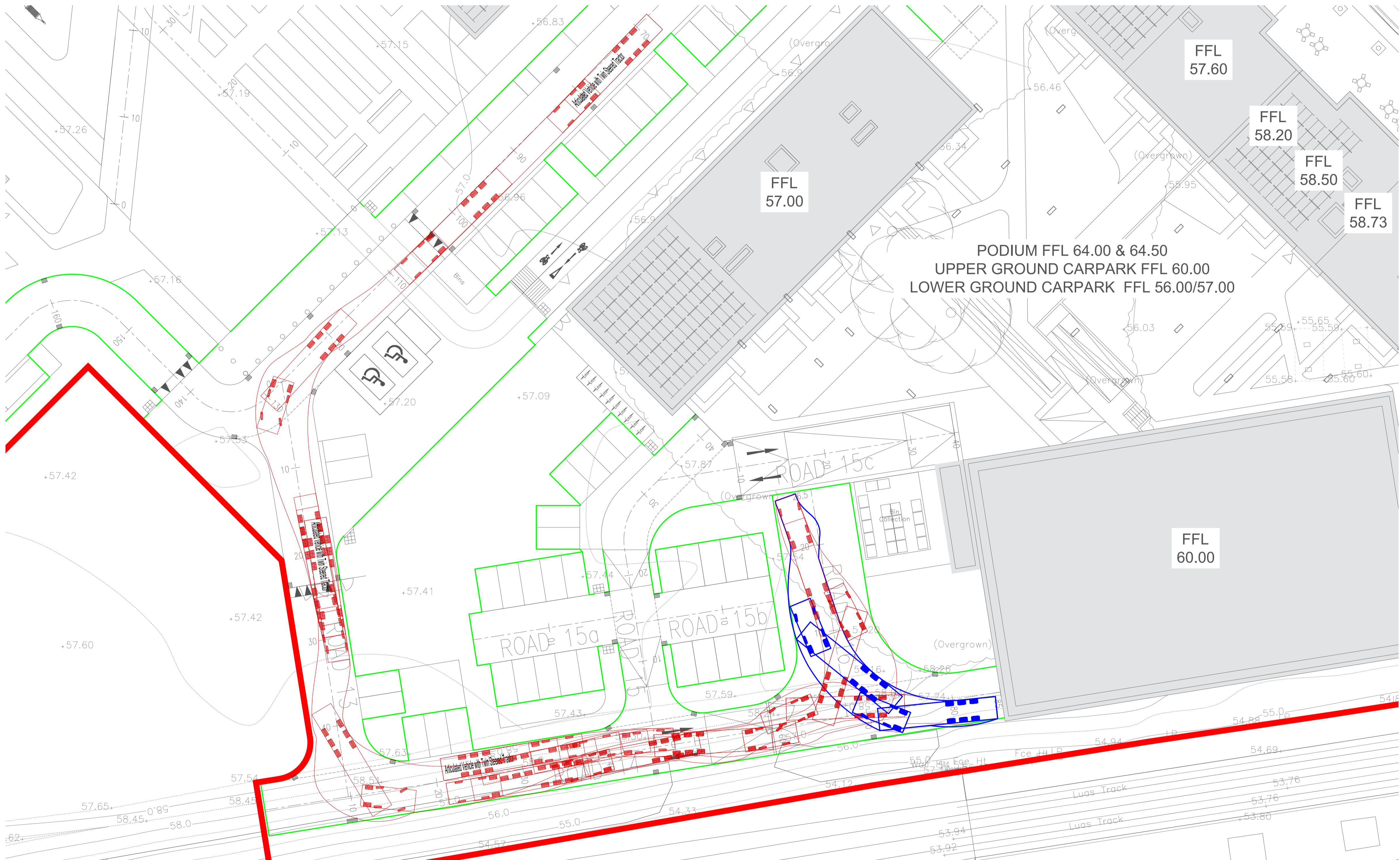


This drawing should not be scaled. Dimensions to be verified on site.
Any discrepancies should be referred to the Engineer prior to work being put in hand.
This drawing is the property of Waterman Moylan Consulting Engineers Limited and is
issued on the condition that it is not copied, reproduced, retained or disclosed to any unauthorized person, either
wholly or in part without the consent in writing of
Waterman Moylan Consulting Engineers Limited
Block S, East Point Business Park, Dublin, D03 H3F4, Ireland +353 1 664 8900

- NOTES:
- DO NOT SCALE. USE FIGURED DIMENSIONS ONLY.
 - THIS DRAWING IS TO BE READ IN CONJUNCTION WITH ALL OTHER RELEVANT ARCHITECTURAL AND ENGINEERING DRAWINGS.



Note: Forward Swept Path Analysis Shown in Red.
Reverse Swept Path in Blue
Kerblines by Architect in Green



TURNING HEAD PLAN
SCALE 1:250

Rev	Date	Description	By	CHK
Amendments				

Project
CHERRY ORCHARD POINT

Title
HVG TURNING MOVEMENTS AT SUPERMARKET TURNING HEAD

Client
LAND DEVELOPMENT AGENCY



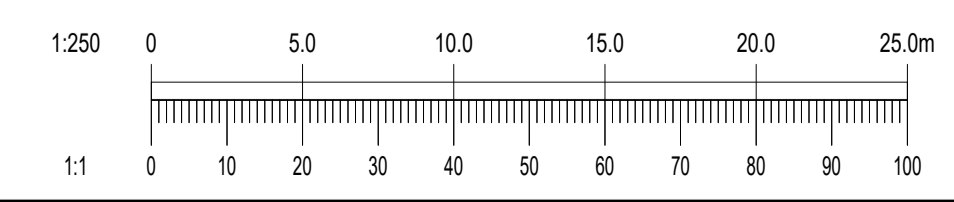
BLOCK S, EASTPOINT BUSINESS PARK, ALFIE BYRNE ROAD,
DUBLIN D03 H3F4 IRELAND. Tel: (01) 664 8900
Email: info@waterman-moylan.ie www.waterman-moylan.ie

Status
PLANNING

Designed By	PJD	Approved	IW	Waterman Ref	22-010
Drawn By	PJD	Date	OCT 2023	Scales @ A1	1:250

Project	Originator	Volume	Level	Type	Role	Number	Revision

COP-WMC-PH1-00-DR-C-P141



Drawing Location: M:\Projects\22\010 Cherry Orchard - Sites 4 & 5 - C&S\Drawings\Waterman Moylan\Civil\Planning\Autocad Drawings\22\010-P141-HVG turning Movements at Supermarket Turning Head.dwg
Date: 04/23, 2023, 3:36pm